

Kerrville ISD Online Enrollment Verification

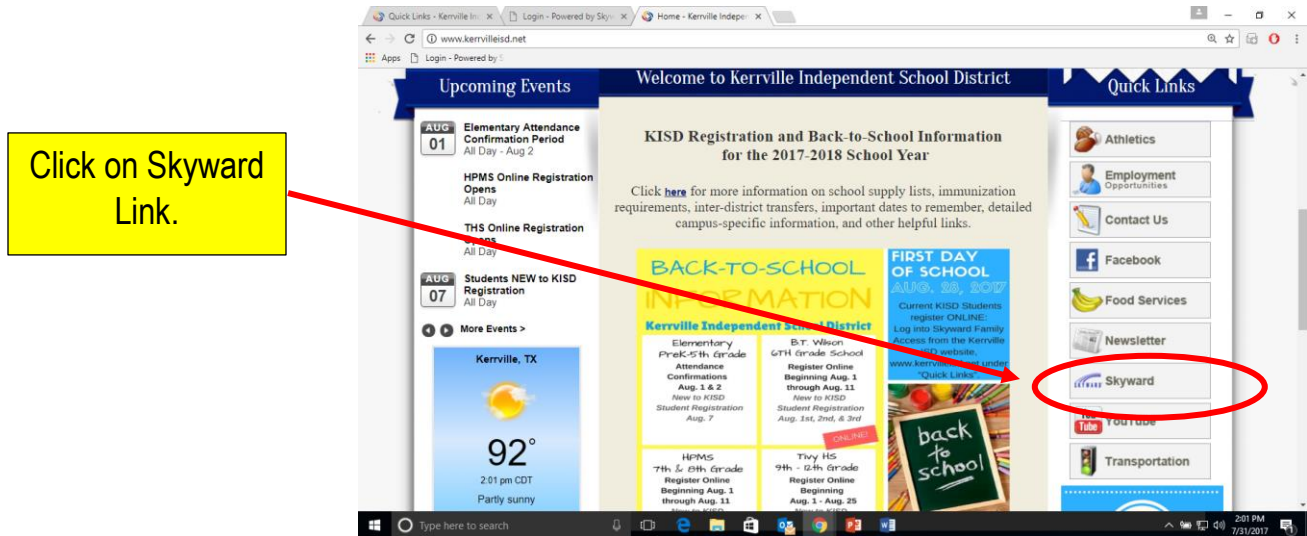
BT Wilson Sixth Grade School

Hal Peterson Middle School

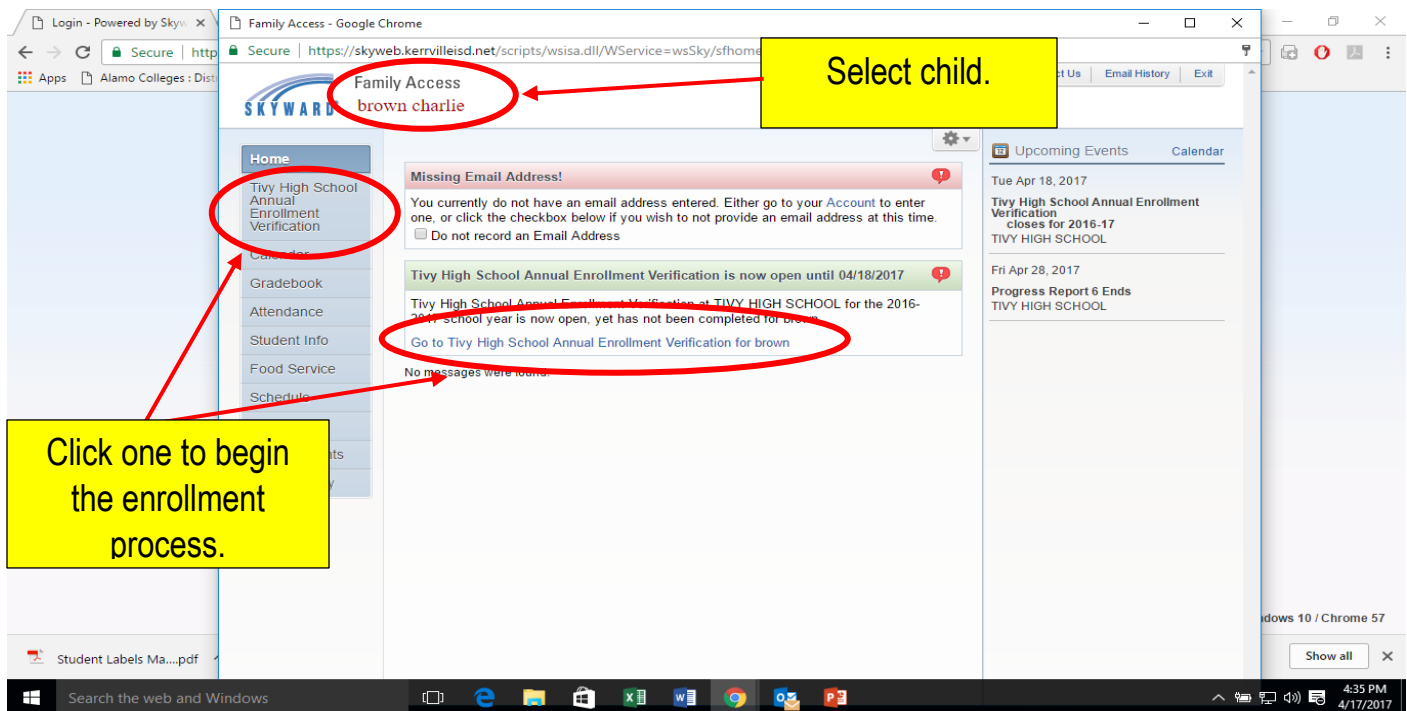
Tivy High School

Log into Skyward Family Access from the Kerrville ISD website, www.kerrvilleisd.net.

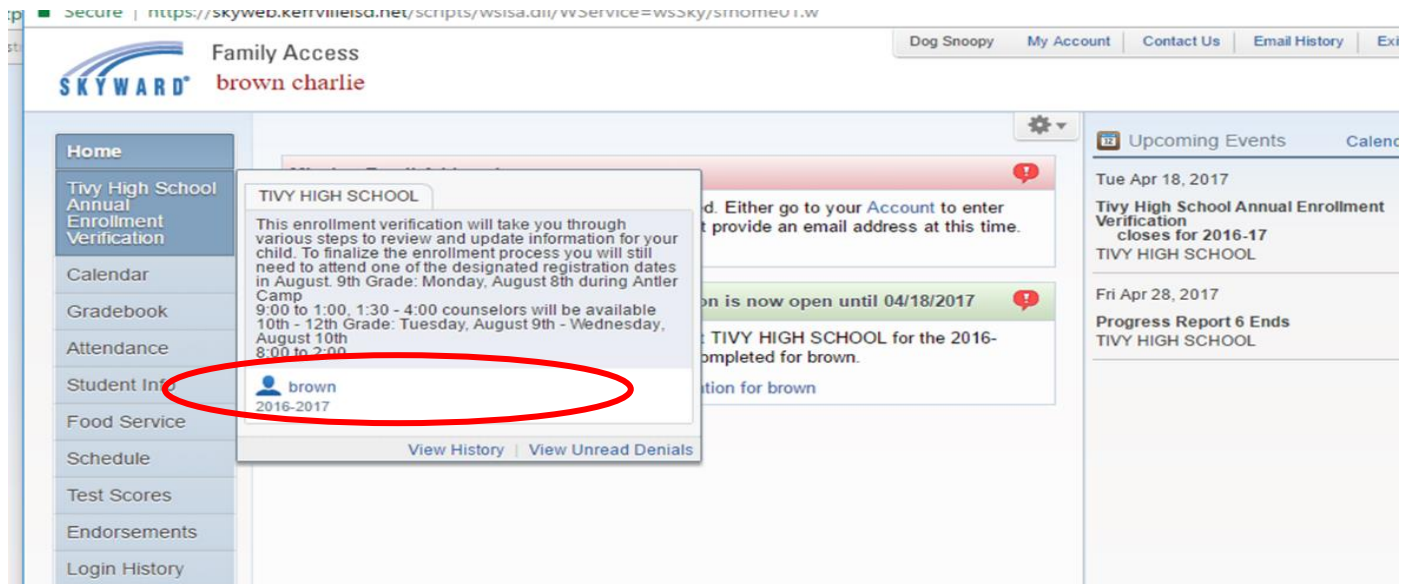
- Use the “forgot password/login” link if you are having trouble logging in. If that does not work, please contact your child’s campus.



At the top of the page, select a child enrolled at BTW, HPMS or THS. Then click on the “Enrollment Verification” link in the column to the left or underneath the announcement.

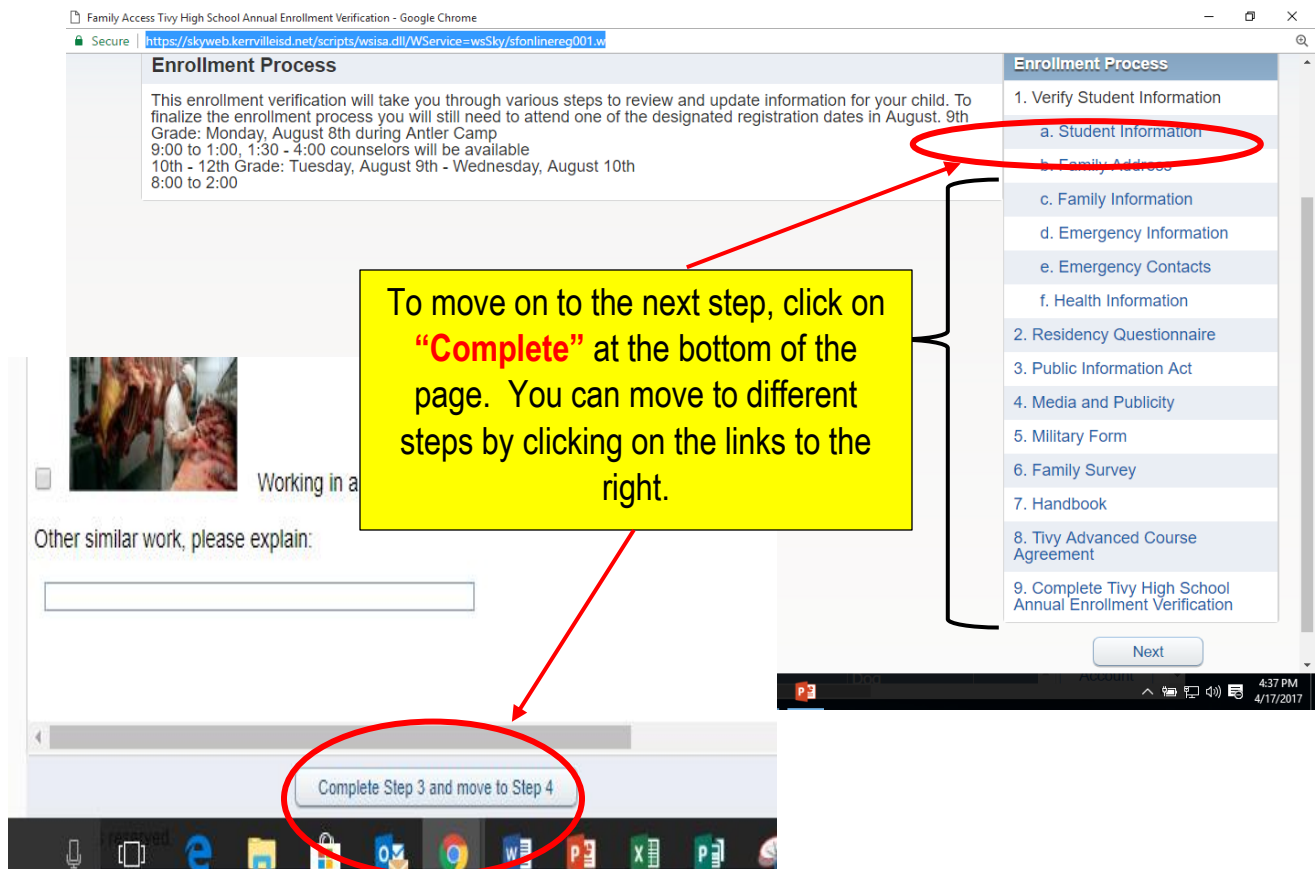


Next, click on the name of the student for the 2019-2020 school year.



On the main page, you will see general information regarding the enrollment process and any upcoming events for each campus. In the column to the right, click on **"a. Student Information"** to begin the first step.

- In the "Verify Student Information" area, you will be asked to review student information, address, phone numbers, emergency contacts and critical alert information. Some areas are for viewing only, to make changes in these areas you will need to contact your child's campus.



BRISBANE (B) MIDDLE SCHOOL GRADE SCHOOL 2016-2017

Step 3. Custom Form (Required)

[Print](#)

FAMILY SURVEY

In order to better serve your children, our school district is helping the State of Texas identify students additional educational services. Please answer the following questions. **The information provided confidential.**

1. Within the past 3 years have you, or your child, moved from one school district, city or state to another?

[View Full Screen](#)

- 1. Verify Student Information
- a. Emergency Contacts
- 2. Handbook
- 3. Custom Form
- 4. Complete Online Enrollment Verification

[Previous Step](#) [Next Step](#)

Tip! Clicking on “View Full Screen”, will allow you to see the full form.

A **GREEN** check mark will display as you complete each step. If you **do not see a green check mark for all steps**, your online verification will not show as completed.

Steps are only marked completed by clicking on the link “complete” the bottom of each page.

A screenshot of a progress bar interface. A red oval highlights a list of steps, each preceded by a green checkmark and followed by a 'Completed' status and timestamp. The steps are: a. Student Information, b. Family Address, c. Family Information, d. Emergency Information, e. Emergency Contacts, f. Health Information, 2. Residency Questionnaire, 3. Public Information Act, 4. Media and Publicity, 5. Military Form, 6. Family Survey, 7. Handbook, and 8. Tivy Advanced Course Agreement. The timestamp for all completed steps is 'Completed 04/17/2017 4:38pm'.

Step	Status	Timestamp
a. Student Information	Completed	04/17/2017 4:38pm
b. Family Address	Completed	04/17/2017 4:38pm
c. Family Information	Completed	04/17/2017 4:38pm
d. Emergency Information	Completed	04/17/2017 4:38pm
e. Emergency Contacts	Completed	04/17/2017 4:38pm
f. Health Information	Completed	04/17/2017 4:38pm
2. Residency Questionnaire	Completed	04/17/2017 4:38pm
3. Public Information Act	Completed	04/17/2017 4:38pm
4. Media and Publicity	Completed	04/17/2017 4:38pm
5. Military Form	Completed	04/17/2017 4:38pm
6. Family Survey	Completed	04/17/2017 4:38pm
7. Handbook	Completed	04/17/2017 4:38pm
8. Tivy Advanced Course Agreement	Completed	04/17/2017 4:38pm

At the end of the enrollment process, the screen will show the date and time each step was completed. If a step does not have a green check mark, or does not state “Completed”, go back and finish that step. Steps are only marked completed by clicking on the link at the bottom of the page to go on to the next step.

Scroll down to the bottom of the page and **click on “Complete Annual Enrollment Verification”** when done.

- If your email is in the system, you will receive an email stating that you have completed the process.

Family Access Tivy High School Annual Enrollment Verification - Google Chrome

Secure | <https://skyweb.kerrvilleisd.net/scripts/wsisa.dll/WSservice=wsSky/sfonlinereg001.w>

Tivy High School Annual Enrollment Verification

brown (TIVY HIGH SCHOOL 2016-2017) [Print](#) | [Mark as not completed and make changes](#)

Step 9. Complete Tivy High School Annual Enrollment Verification (Required)

By completing Tivy High School Annual Enrollment Verification, you are confirming that the Steps below have been finished.
Are you sure you want to complete Tivy High School Annual Enrollment Verification for brown?

Review Tivy High School Annual Enrollment Verification Steps

Step 1)	Verify Student Information	Completed 04/17/2017 4:37pm
No Requested Changes exist for Step 1.		
Step 2)	Residency Questionnaire	Completed 04/17/2017 4:38pm
Step 3)	Public Information Act	Completed 04/17/2017 4:38pm
Step 4)	Media and Publicity	Completed 04/17/2017 4:38pm
Step 5)	Military Form	Completed 04/17/2017 4:38pm
Step 6)	Family Survey	Completed 04/17/2017 4:38pm
Step 7)	Handbook	Completed 04/17/2017 4:38pm
Step 8)	Tivy Advanced Course Agreement	Completed 04/17/2017 4:38pm

Guardian Name: Dog Snoopy **Guardian Address:** - 4TH AVE
KERRVILLE, TX 78028

Enrollment Process

1. Verify Student Information
✓ Completed 04/17/2017 4:37pm
 - ✓ a. Student Information
 - ✓ b. Family Address
 - ✓ c. Family Information
 - ✓ d. Emergency Information
 - ✓ e. Emergency Contacts
 - ✓ f. Health Information
2. Residency Questionnaire
✓ Completed 04/17/2017 4:38pm
3. Public Information Act
✓ Completed 04/17/2017 4:38pm
4. Media and Publicity
✓ Completed 04/17/2017 4:38pm
5. Military Form
✓ Completed 04/17/2017 4:38pm

Search the web and Windows

4:40 PM
4/17/2017